



College of Veterinary Medicine ***Department of Vet. Public Health***



Milk and Dairy Science

5th class, 2nd semester, 2018-2019

Dr. Omar Hashim Sheet

**First lecture
(Theoretical)**



College of Veterinary Medicine

Department of Vet. Public Health



Definition of Milk



College of Veterinary Medicine Department of Vet. Public Health



Definition of Milk

According to the US Code of Federal Regulations,

Milk is a white liquid produced by the mammary glands of mammals, It is the primary source of nutrition for infant mammals before they are able to digest other types of food. Milk obtained by the complete milking of one or more healthy cows, which contains not less than **8.25%** of milk solids-not-fat and not less than **3.25%** of milk fat.





College of Veterinary Medicine Department of Vet. Public Health



MILK





College of Veterinary Medicine Department of Vet. Public Health



Definition types of milk

❖ There are three definition types of milk:

1. Biological definition
2. Chemical definition
3. Legal definition





College of Veterinary Medicine

Department of Vet. Public Health



1. Biological definition

Milk is a normal secretion of the mammary glands of mammals, its primary natural function being nutrition of the young. Milk of some animals, especially cows, buffaloes, goats, sheep, camel, horses is also used for human consumption, either as such or in the form of a range of dairy products.





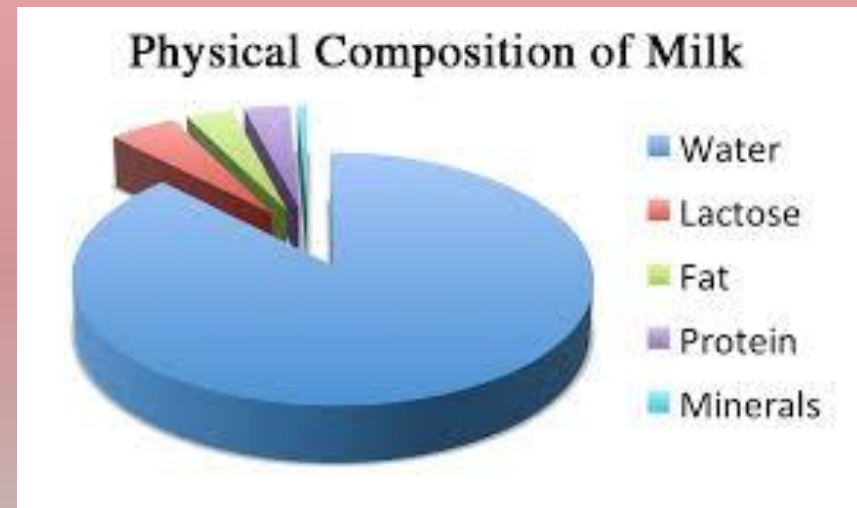
College of Veterinary Medicine

Department of Vet. Public Health



2. Chemical definition:

Milk is a complex chemical nature. It is an emulsion of fat in a watery solution of sugar, mineral salts, and with protein in the colloidal dispersion divided particles 1-100 millimicron in diameter.





College of Veterinary Medicine Department of Vet. Public Health



3. Legal definition

milk is whole lacteal secretion obtained by the complete milking of one or more healthy cows and obtained 15 days before calving or 5 days after calving and free from colostrum. **The milk contain:**
8.25% milk solids not fat and 3.25% milk fat.





College of Veterinary Medicine

Department of Vet. Public Health



Why Milk is Important

Milk production began 6000 years ago or even earlier.

Cows are the most common dairy animal in the world.

However, water buffalo, goat, sheep, camel, and mare also contribute significantly to milk production in certain parts of the world.



College of Veterinary Medicine

Department of Vet. Public Health



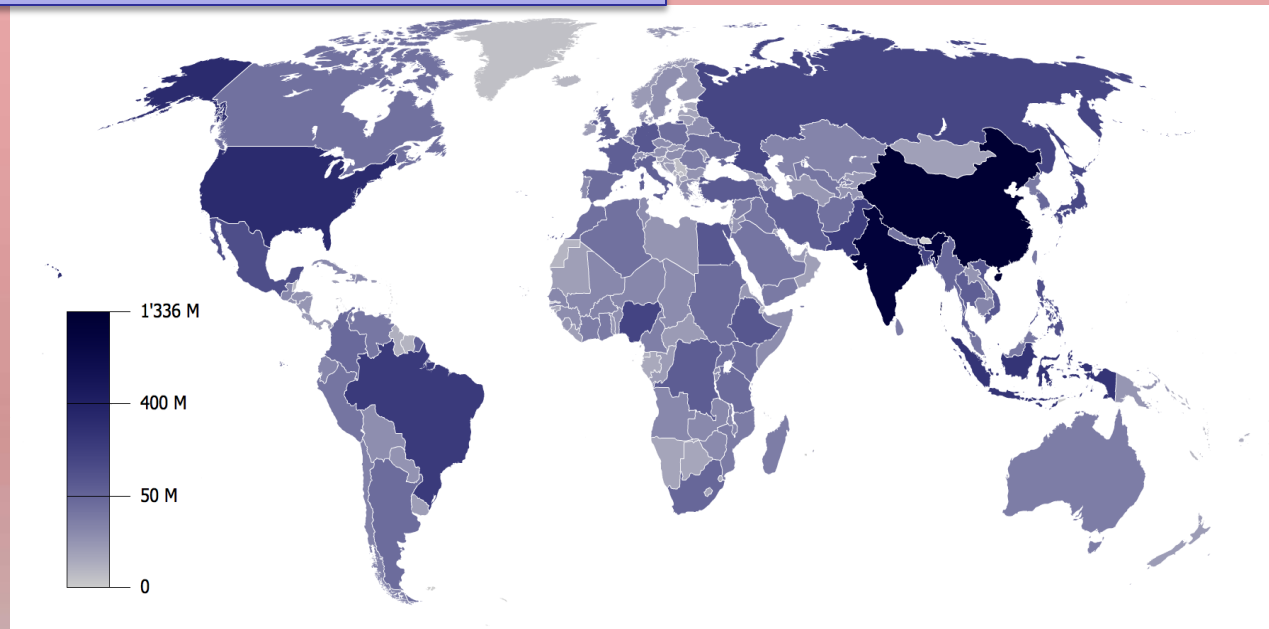


College of Veterinary Medicine

Department of Vet. Public Health



Economical relevance of milk



Milk production in year

World (ca. 6750 Million population): round 670 Million Tones milk

(ca. 80% cow milk)

Ca. 100 Litter milk per head in year

European union (EU) = ca. 500 Mio citizen): round 140 Million Tones milk

ca. 280 Liter milk per head in year

Germany (ca. 82 Mio. citizen): round 28 Million Tones milk

Ca. 340 Liter milk per Head in year



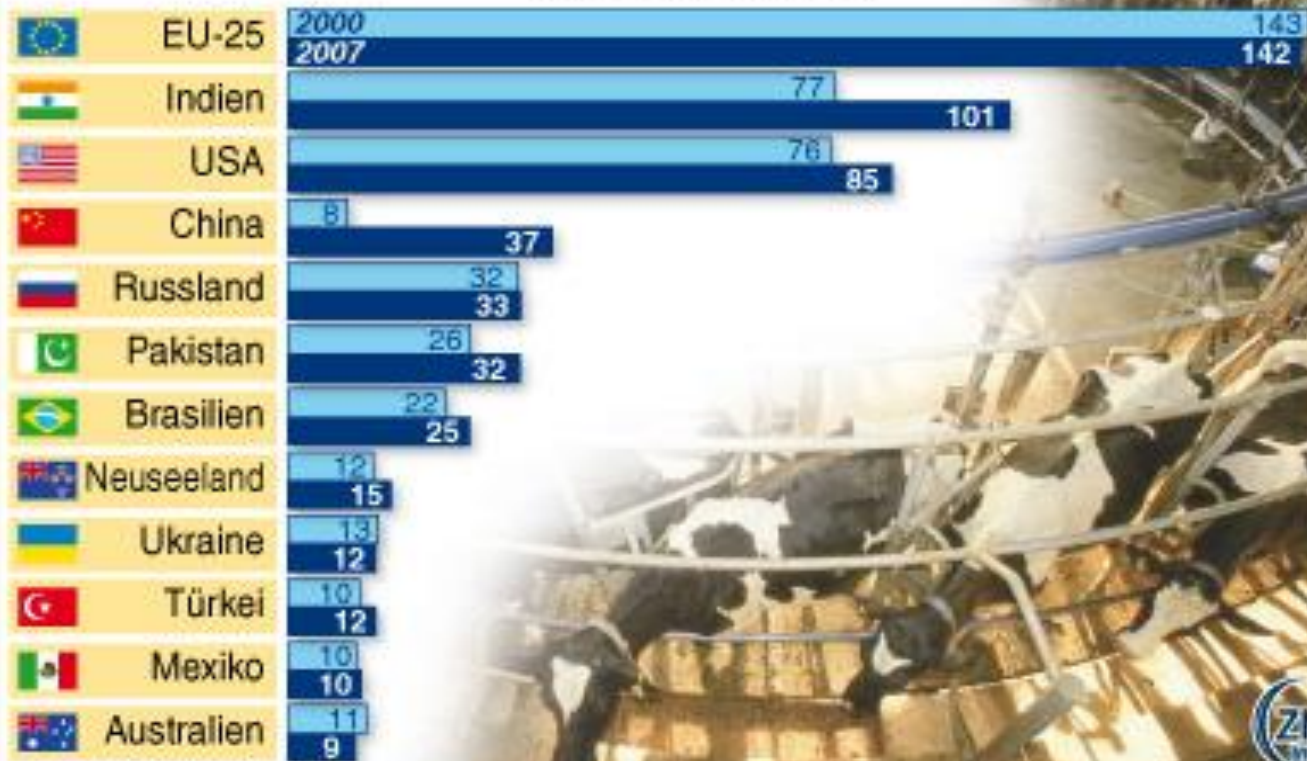
College of Veterinary Medicine Department of Vet. Public Health



The biggest milk producer in the world

Die größten Milcherzeuger der Welt

in Millionen Tonnen





College of Veterinary Medicine

Department of Vet. Public Health



The important of milk for animals

Milk is an excellent functional and live biological fluid.

The young of the species depends on the mother's milk for:



- 1. Growth and development.**
- 2. For vital immune support during early stages of life.**
- 3. Vital protective factors such as immunoglobulins and antibacterial factors such as lysozyme and lactoferrin in mother's milk provide much protection against most childhood infections.**



College of Veterinary Medicine

Department of Vet. Public Health



4. Milk supplies a numerous of constituents to help in digestion processes (proteinases, lipases).
5. Milk supplies hormones essential for the growth of the neonate.



College of Veterinary Medicine

Department of Vet. Public Health



Colostrum

- ❖ Colostrum is the milk from first and subsequent **72 hour** of milking of cow immediately after calving. Colostrum is much more concentrated than normal milk. It contains high amounts of milk solids as well as numerous quantities of immunoglobulins to transfer immunity from mother to the offspring.
- ❖ Colostrum having twice the level of total solids (**25%**) and a very much higher level of protein (**15%**) due to the high level of antibody present. This is why heating colostrum leads to its coagulation and why Dairy Regulations state that milk should be discarded for the first **4 days** after calving.



College of Veterinary Medicine

Department of Vet. Public Health



Composition of milk

The nutritional and physiological requirements of different species are different. Consequently, milk composition is species-specific and therefore, varies considerably.

Milk is predominantly (80–87%) water. The major components of milk solids are carbohydrate, fats, protein and lactose (Table 1).



College of Veterinary Medicine

Department of Vet. Public Health



Table 1: Composition of milk from different types of animals

Animal	Protein total %	Casein %	Whey protein %	Fat %	Carbo- hydrate %	Ash %
Human	1.2	0.5	0.7	3.8	7.0	0.2
Horse	2.2	1.3	0.9	1.7	6.2	0.5
Cow	3.5	2.8	0.7	3.7	4.8	0.7
Buffalo	4.0	3.5	0.5	7.5	4.8	0.7
Goat	3.6	2.7	0.9	4.1	4.7	0.8
Sheep	5.8	4.9	0.9	7.9	4.5	0.8



College of Veterinary Medicine

Department of Vet. Public Health



Milk composition change after milking

Milk composition continues to change after milking, depending on how it is stored or treated.

1. Physical and chemical equilibria related to **proteins** and minerals are susceptible to shifts caused by changes in pH and temperature.
2. The **enzymes** of raw milk could induce alterations in oxidation/reduction system, and degradation of proteins and lipids.
3. The **growth of microorganisms** could induce a cascade of changes.



College of Veterinary Medicine

Department of Vet. Public Health



4. Loss of CO_2 from raw milk changes acid–base equilibrium.

5. The structure of milk fat globule membrane (FGM) is in fluctuation and vulnerable to changes. In fact, manipulation of **chemical system**, **enzyme system**, and resultant **physical structure** holds great promise for optimizing processing, technological, nutritional, and therapeutic aspects of milk and milk-derived foods.